

# JESC 2023: The round trip

Written by Jesús Manuel Rodrigo Céspedes (@Euronumerics) 29/11/2023

Junior Eurovision 2023 has smiled at us with great numbers and a magnificent second place for Sandra Valero. In our new blog we analyze the keys to this edition with the idea that it seems that everything is returning to its origins.

## A TROPHY THAT STAYS AT HOME AGAIN

France won its third victory in the juniors with Zoé who knew how to give her all on stage. This is her third victory in just 7 attempts.

And the truth is that France's start in Eurovision has quite a few parallels. It is true that in the junior France she took a break of 14 years, but in both competitions she has achieved 3 victories in her first 7 participations.

Georgia sees her record that she achieved in 2016 equaled. To continue with the parallels, 2016 was the last year in which Georgia was in the Eurovision final. Will the Caucasians take flight again in both contests?

The big question that remains is, after having equaled the record of victories in the senior (Ireland and Sweden) and in the junior (Georgia and France), which one will be able to surpass it first?

Remember that you can enlarge all the images by clicking on them



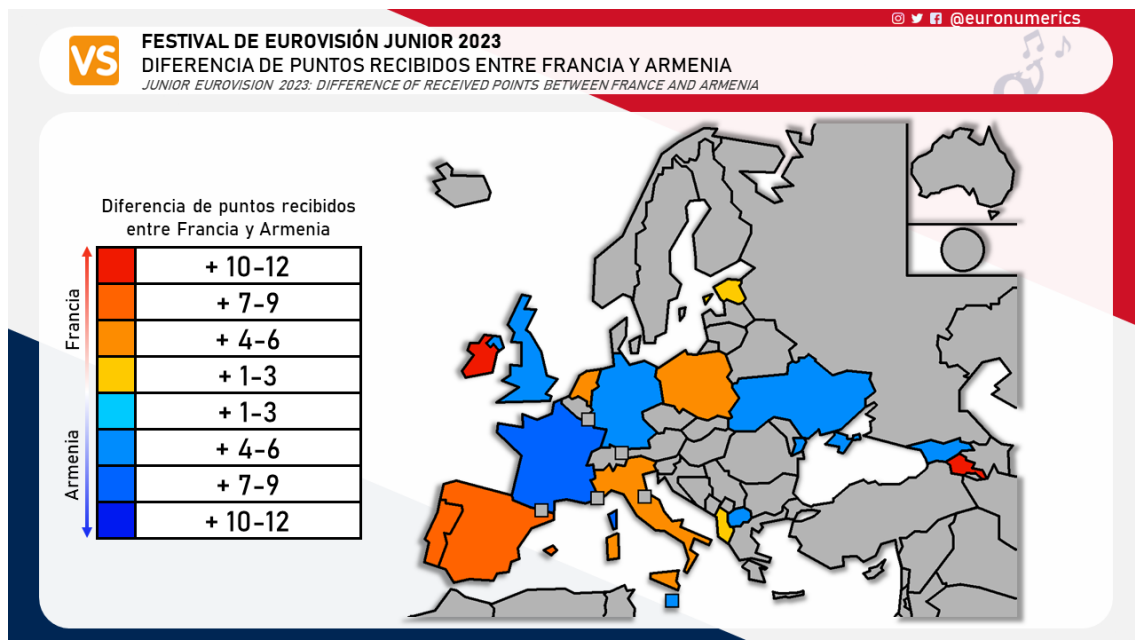
It seems that the festival is back on track. In the first two years, the top 3 was occupied by the same countries (Croatia, Spain and the United Kingdom), as well as the last place, Poland. In

recent years we have seen that Armenia, Spain and France are on a roll while others take turns at the bottom.

## THE WESTERN END

Reviewing the votes, only France and Armenia managed to get points from all the national juries. However, the range was much better for France, which had the least harvest in Georgia, 5 points. The United Kingdom only failed in Georgia and Spain in Ireland and Portugal.

If we compare the points obtained by France and Armenia, which were the top2 of the jury, we arrive at this map. In general, the difference in points that each country obtained from the colored ones is represented. Warm tones indicate more points for France and cold tones indicate more points of difference for Armenia. For example, Spain gave 12 points to France and 3 to Armenia, a difference of +9 for France, which is why we colored our country a more intense orange.



There is no apparent geographical pattern: the colors appear skipped. Perhaps the most representative is in the extremes, especially the western one. Only with Ireland, Spain and Portugal, France had a 27-point lead over Armenia.

Combining this with the above, Ireland and Portugal were the main protagonists of the votes. Armenia and Spain only added 4 points from these countries (2 and 2 for Armenia), while France obtained 22 points (12 and 10 points). We have seen so much of patterns in Eastern Europe and now it turns out that the western end also has its little things.

The imposter analysis, which we inaugurated in 2020 with the controversial French vote, and which tells us if any country voted in a “peculiar” way, points us this year, precisely, to Portugal. The Portuguese had a coherence of 59% with their vote, closer to a random vote than to a vote like that of the rest of the countries. Proof of this Portuguese dissonance we have that he was

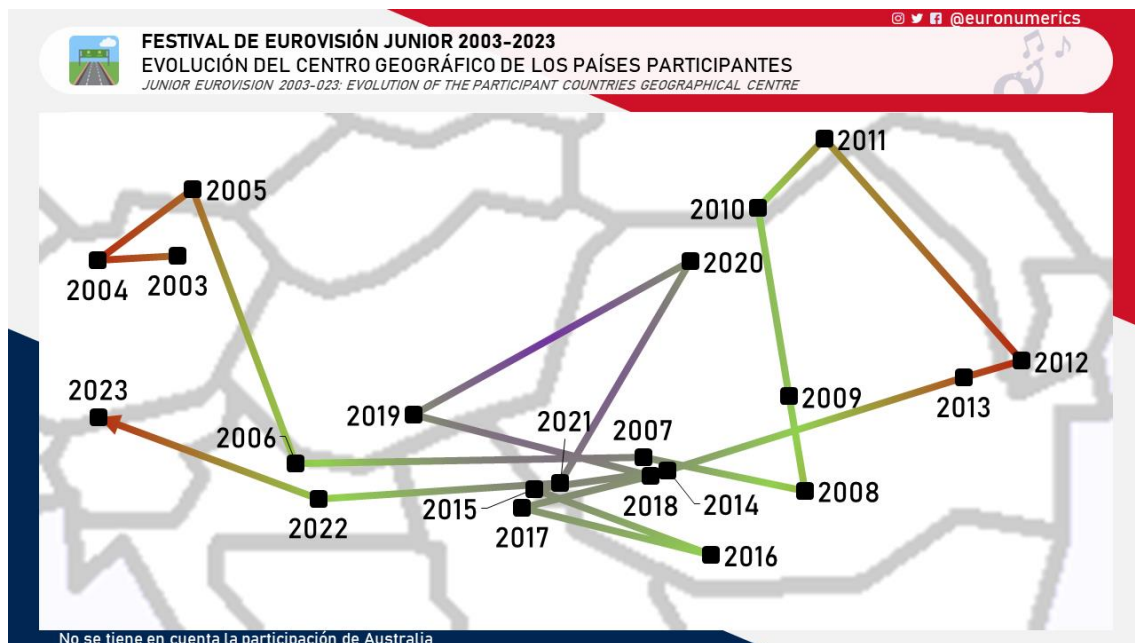
the highest voter in Ireland, Georgia, both were among the last three of the jury; and Albania, which was his 12th.

On the positive side, the Netherlands (91%) was the most consistent country followed by Albania (91%) and the United Kingdom (90%). Spain, for its part, was the 5th least coherent of the night (72%), due in large part to being the top voters in Portugal and Georgia.

## A FESTIVAL THAT RETURNS TO ITS ORIGINS... GEOGRAPHICALLY SPEAKING

In last year's blog about Junior Eurovision we commented on the evolution of the participating countries. Through its geographical location, we showed that the festival, in the last 10 years, had moved more towards Western Europe.

By averaging the location of the participating countries for all editions we have arrived at the following graph. In its beginnings, the festival was centered in Austria. With the massive arrival of eastern countries and the abandonment of western ones, the festival quickly moved to the eastern half of Romania. It remained this way until 2013, 10 years after its origin, beginning a movement towards a more central position and going down in 2016 and up in 2020. Since the year of the pandemic, the festival has strode back to its origin. Since it began it had not positioned itself so far west, although a little further south.

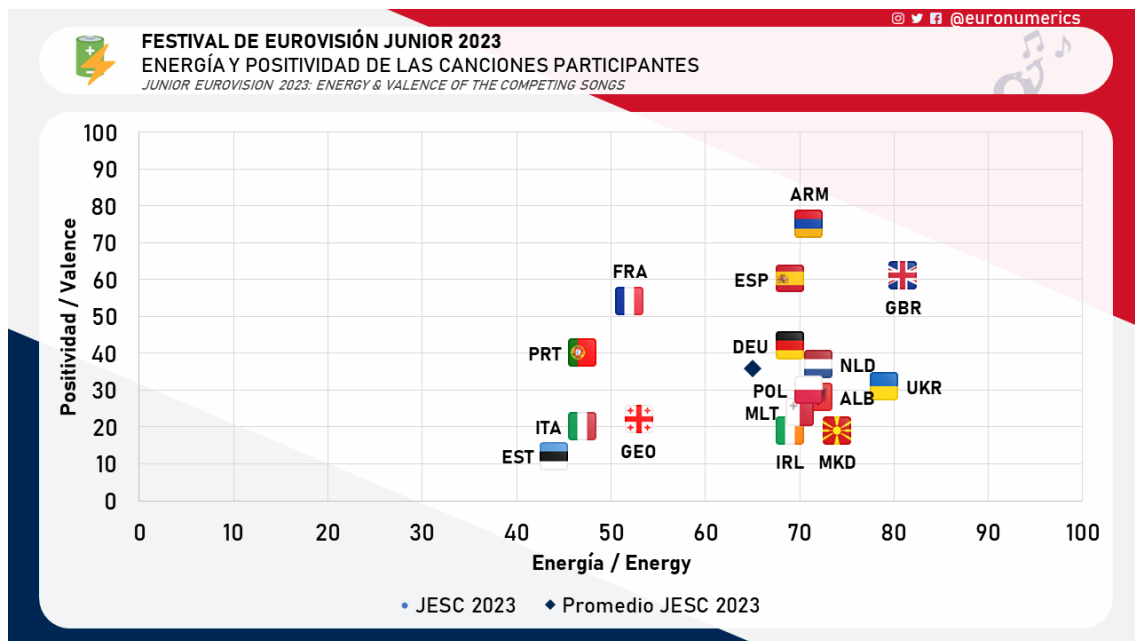


In short, we are facing a festival that seems to breathe: it moved and has returned to its origins. From North to South there has not been such a notable evolution. Will your next steps focus on these coordinates?

## HERE THE JURY IS POSITIVE

In the blog *Los jurors prefer them slow*, we did an analysis on which songs televoting and jurors prefer. One of the conclusions we reached was that the juries prefer songs with low positivity, in general, with a level below 50 on the scale carried out by Spotify.

We wanted to do the same analysis with this year's Junior songs... and what a surprise! The following graph represents the energy (horizontal axis) and positivity (vertical axis) of the 16 songs.



If we look at the vertical axis, we see that the 4 songs with the greatest positivity are the ones that had the best rating from the jury: France, Armenia, Spain and the United Kingdom. That is, it is exactly the opposite of what we had said about Eurovision.

The analysis would have to be expanded to other years to confirm this theory, but it could suggest a different attitude of the jury at both festivals. In fact, the composition of the juries is not the same, given that the junior must include two children.

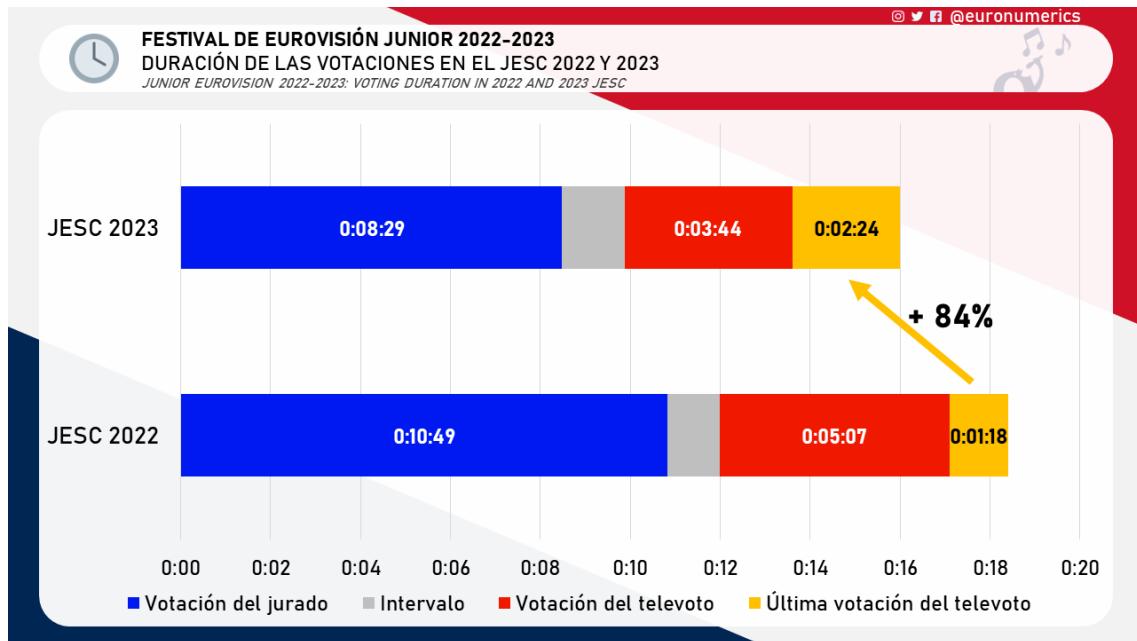
There is not much more that can be gleaned from the graph. Perhaps what does agree with the televoting is that Ukraine obtained a better rating for being one of the most energetic.

## AN UNNECESSARY HEART-ATTACK

If there is something that did not go well at the festival, it was the unnecessary moment of tension when announcing the final score for France, which kept the children on edge on the verge of a more than visible nervous breakdown.

That is why I have taken to looking at the times and comparing them with those of last year, in which there were the same number of participants and voters. In the following graph we have represented these times in the 2022 and 2023 festivals. The blue band indicates the duration of

the jury vote. After an interval, the public vote begins, which we have divided into two: in red from the first announcement to the penultimate and in orange the time that the intrigue of the last public vote lasts.



The first section of jury voting lasted about 8:30 minutes this year, when in 2022 it lasted 10:50 minutes. Personally I had the feeling that this part went by too quickly, it was about 2:20 minutes less than last year.

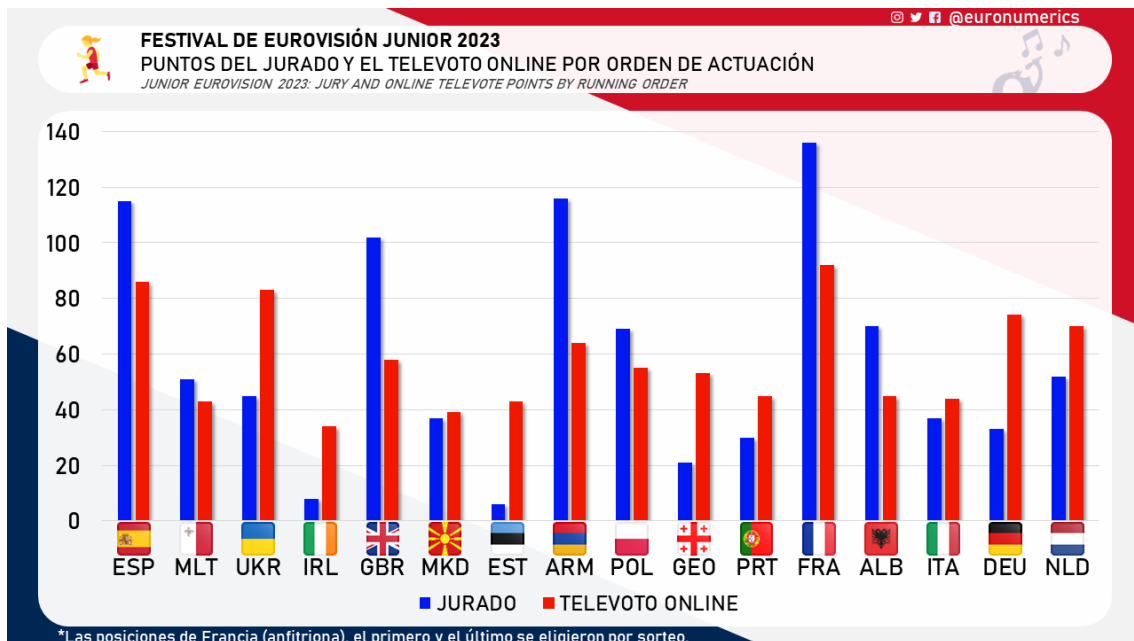
As for televoting, in 2022 it was completed in about 6:25 minutes, dedicating 1:18 minutes to the tension over the last score. This year 2023, the televoting lasted a total of 6:08 minutes, of which 2:24 were for the final intrigue (although it seemed like an eternity). The decisive moment increased by 84% compared to last year. Regarding the total public vote in 2023, the final moment occupied 40%, almost half of the time in announcing a single vote.

In summary, the jury was shortened and the moment of maximum tension of the televoting was prolonged, allocating one more minute to the winner's tension than in 2022. Some numbers that the organization should look at and reflect on. So much so that they wanted to cut back and look...

### FREE RUNNING INTERPRETATION

In this section we are going to do something unique in this blog. Below you have the points obtained by each country, both from juries and from online televoting, arranged according to the order of performance. We remember that the places of the organizer, France, and of the first and last, Spain and the Netherlands respectively, were decided by chance. The rest of the positions were decided by the organization.

As I said, we leave the graph but we are not going to make an interpretation, we leave it in your hands.



How beautiful Sandra did it and what a well-deserved position! We hope that this blog has lived up to such artistry and that the future brings many successes throughout the world. And from this blog we vindicate all our junior representatives, regardless of their position, because victory is not something specific, it is a race and you only win by trying and taking risks.

Don't forget to leave us your comments, we are very excited to read them 😊 Loviu!