

SI LOS NÚMEROS CANTARAN...

The thousand and one probabilities for the Spanish failure

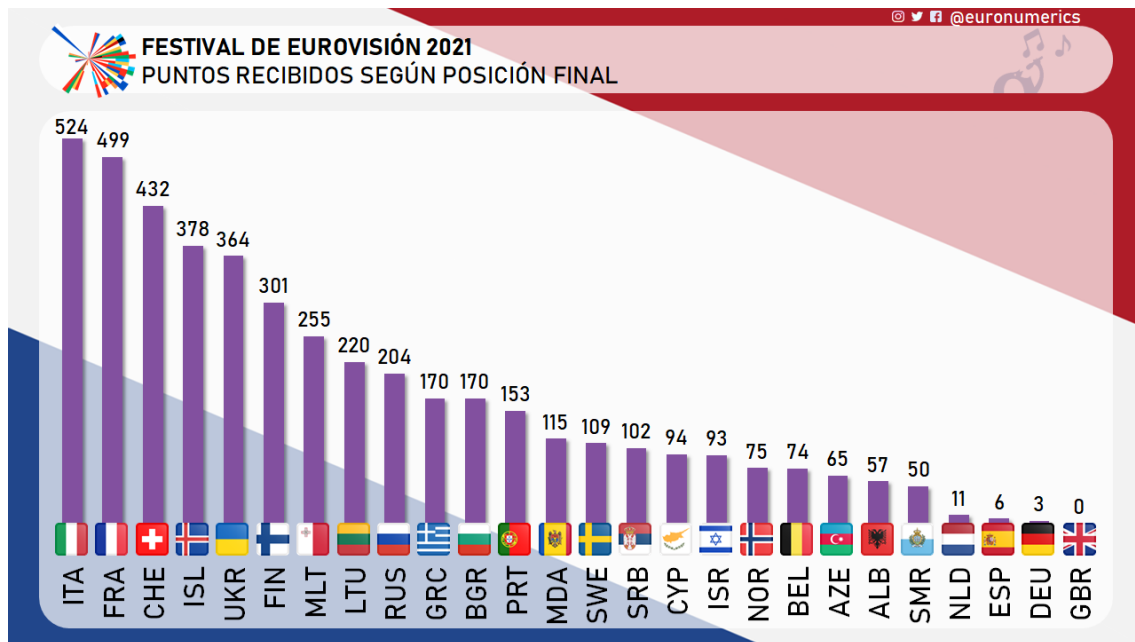
By Jesús Manuel Rodrigo Céspedes (@Euronumerics) 08/06/2021

We complete our Eurovision 2021 chronicle by focusing on the results in Spain. How likely was it to reap such a bad streak? It could be worst? In addition, we updated our results simulator with those obtained in Rotterdam.

SPAIN, A HISTORY OF INDIFFERENCE

In our previous blog, *Zitti e zero punti* we dedicated some brushstrokes to the results of 2021. In the current one, we are going to focus a little more on Spain. I hope you are having a nice day.

If instead of a scoreboard we arrange the points obtained in the Eurovision final on a bar graph, we see a deep sinking in the final zone. Four of the directly classified countries, including Spain, are in this depression. The step between the Netherlands and San Marino is not only remarkable, 39 points, but there is no higher one until the jump between sixth and seventh.

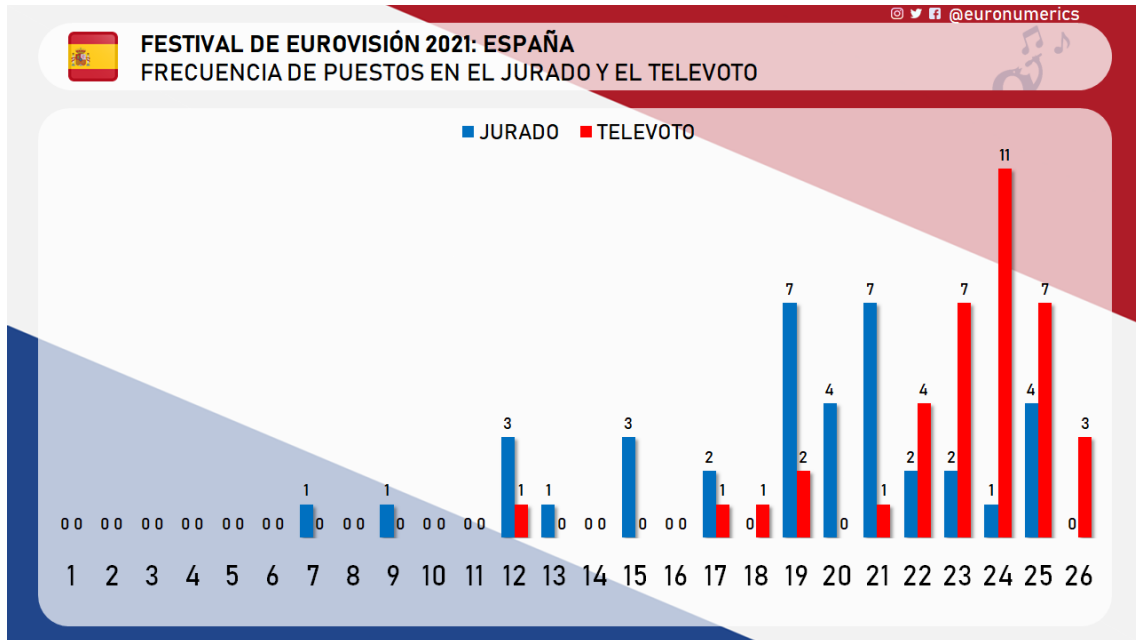


If we break down the positions of Spain this year we have been much better with the juries than with the televoting. And not so much for the 6 points, but for the frequency of positions in each one.

In the following graph, the most frequent position in the juries was both 19th and 21st, while in televoting it appears shot at 24th (second-to-last for finalist countries, third to last for non-

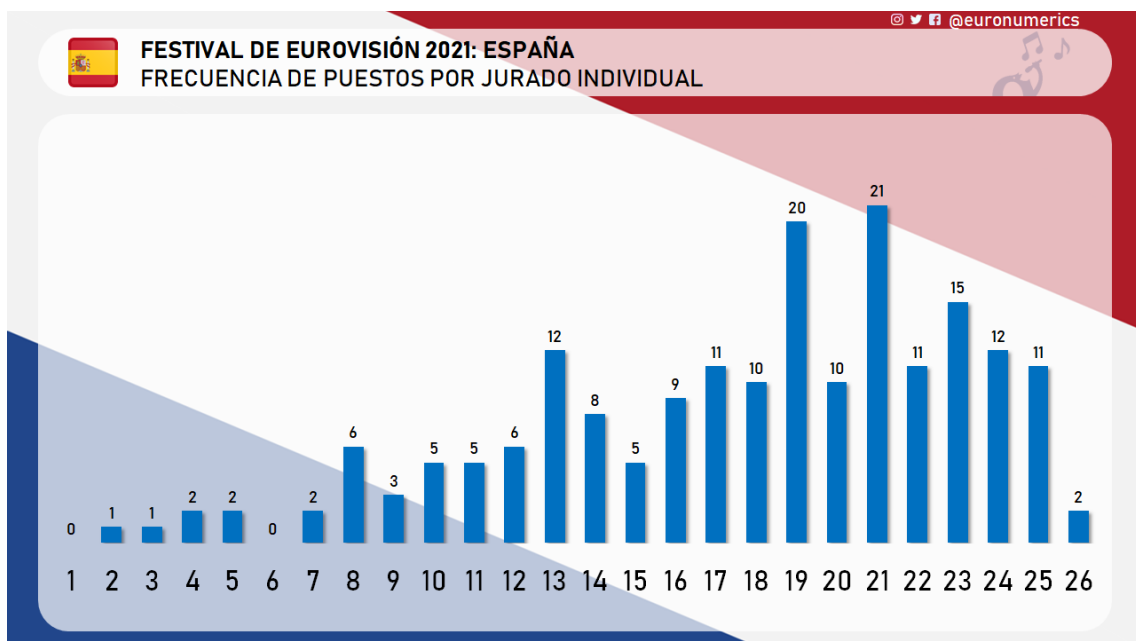
finalist countries). In addition, the frequency of televoting is higher in the last 5 positions, from 22nd to 26th.

At the other extreme, our best position on the jury was Bulgaria's 7th, while 12th is far behind and out of the points we received from the Portuguese televoting.

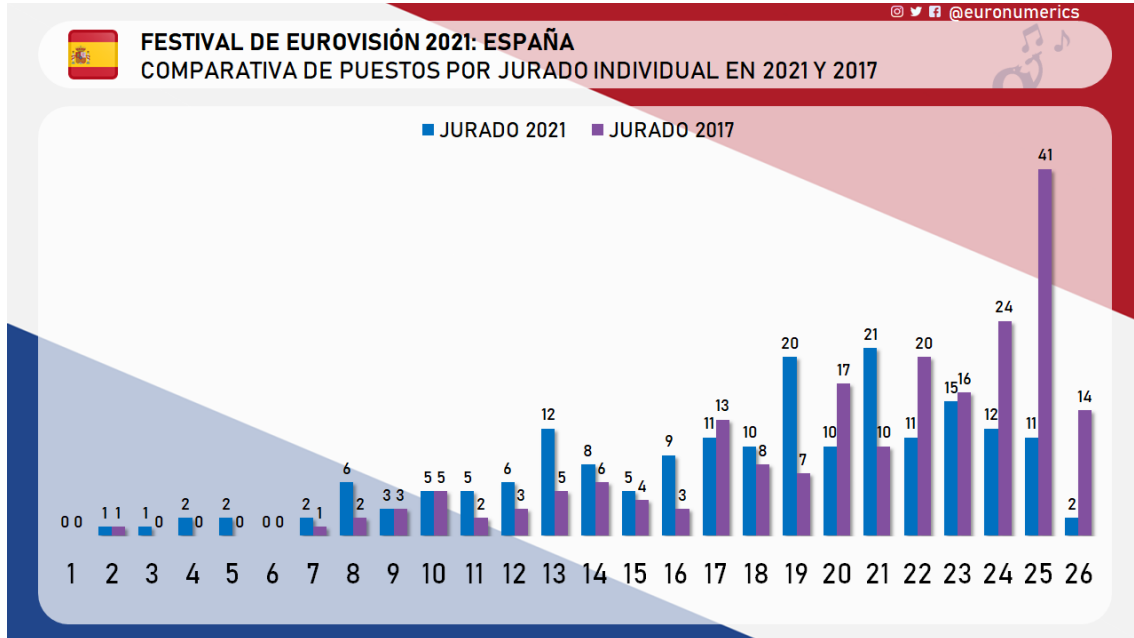


In the following image you can see the frequency of the jurors, but this time individually. We were not the best song for any of the juries this year. Our two best ratings, a second and a third, are from Bulgaria.

The highest frequency accumulates again in the 19th and 21st positions. The decay in the twentieth position at least indicates that our song was not so rejected, but that we fell into the zone of indifference. Because it could be done worse ...



Below are the same data but comparing them with those of 2017, when Manel Navarro did not obtain a single point from the 41 national juries. In this case, for the 2017 data, there is an upward trend in the final zone, which does reflect rejection, intention to put ourselves in the worst positions.



In summary, this year the jury has left us in the zone of indifference, without being totally rejected. However, the televoting has placed us in that critical area that shows that our issue did not stand out at all. Anyway...

1 BETWEEN 1,001

Since 2015 and until this year, at the moment, Spain is on track only places below number 20. As an absolute figure, it is quite tragic, but what probability was there to chain such a bad streak?

It is very difficult, and especially highly variable from year to year, to calculate the probability of being in a specific position. However, through the aforementioned probability calculation we can obtain some data that serve as a guide.

For example, if being in 2014 we assume that each position is equally likely, the probabilities of having a record as bad or worse as Spain's were 1 in 152,761. In other words, it was easier for us to win the Lotería Nacional.

In the case of Spain, it is difficult to assume that all positions are really equal to obtain, due to the obstacles that we all suffer. Therefore, we suppose that for Spain to be from the twentieth to the bottom has a probability around 50%. Since it is easier to be twentieth, the odds become 1 in 1,001.

Although in this case we suppose that it is so probable for Spain to be below or above 20th place, the probability that only one year (of the six) we will be above was practically 100%. We are not even talking about making a top-10 or finishing in the first half: it was impossible to think that we could reach this streak.

If it is any consolation for anyone, in these same cases, the probability of having a record equal to or worse than Germany is 1 in 13,067. Up to 13 times worse than the Spanish and one year they were fourth. Looking ahead to next year, the odds of Spain chaining 7 years in a row with this streak is 1 in 2,354. Can we get out of the hole?

ESCVERSE 4.1 THE CALCULATOR IS UPDATED

The wait until the next festival will be long. As usual, we update our ESCverso results calculator to version 4.1. With this renewal we have added the results of this 2021, both the final and the semi-finals.

You can download it directly here [ESCVERSO 4.1](#) (see website).

ESCVERSO 4.1
Creado por Jesús Manuel Rodrigo Céspedes
Correo de contacto: jesusm@eurovision-spain.com

Descubre que habría pasado con los resultados de Eurovisión probando a cambiar diferentes aspectos. En el menú de la derecha puedes elegir:

- (1) Evento
- (2) Mecánica de votación
- (3) Sistema de puntuación
- (4) Qué países votan
- (5) Televoto, jurado o ambos
- (6) Jurados lineales o exponenciales

También puedes introducir tu propio sistema de puntuación seleccionando en el apartado (A.3) "Personalizado" y escribiendo tus puntos en la columna "Personal" de la sección B.

Ahora observa cómo cambia el marcador en la sección C de RESULTADOS. La columna "Variación" indica la diferencia de puestos con el resultado real.

A - MENÚ DE SELECCIÓN

(1) Evento: 2021 Final

(2) Mecánica de votación: 2016-2021 (suma de puntuaciones)

(3) Sistema de puntuación: Eurovisión (12, 10, 8,...)

(4) Qué países votan: Votan todos los países

(5) Televoto, jurado o ambos: Televoto + Jurado

(6) Tipo de jurados: Exponencial (desde 2018)

B - TU SISTEMA DE PUNTUACIÓN ELEGIDO

ORDEN	ESC	PERSONAL
1	12	0
2	10	0
3	8	0
4	7	0
5	6	0
6	5	0
7	4	0
8	3	0
9	2	0
10	1	0
11	0	0
12	0	0
13	0	0
14	0	0
15	0	0
16	0	0
17	0	0
18	0	0
19	0	0
20	0	0
21	0	0
22	0	0
23	0	0
24	0	0
25	0	0
26	0	0
27	0	0

C - RESULTADOS Y COMPARATIVA

POSICIÓN	PAÍS	PUNTOS	VARIACIÓN
1	Italia	524	=
2	Francia	499	=
3	Suiza	432	=
4	Islandia	378	=
5	Ucrania	364	=
6	Finlandia	301	=
7	Malta	255	=
8	Lituania	220	=
9	Rusia	204	=
10	Grecia	170	=
11	Bulgaria	170	=
12	Portugal	153	=
13	Moldavia	115	=
14	Suecia	109	=
15	Serbia	102	=
16	Chipre	94	=
17	Israel	93	=
18	Noruega	75	=
19	Bélgica	74	=
20	Azerbaiyán	65	=
21	Albania	57	=
22	San Marino	50	=
23	Países Bajos	11	=
24	España	6	=
25	Alemania	3	=
26	Reino Unido	0	=
27			

The spreadsheet presents these features:

Event: The simulator will allow you to play with the last three editions of the festival, that is, the finals and semifinals of 2021, 2019 and 2018.

Voting rules: You can find out what would have happened to the results if the voting rules from previous years had been used.

Point system: If you think that other ways to distribute points should be explored, this is your section. Not only are different and varied systems available, but you can also create your own personalized one.

Which countries vote?: If you want to measure the impact of the countries that vote in the final but do not perform, try this filter available for the three finals.

Televote, jury or both: With this menu, available when you select the current mechanic, you can break down the votes by the decision of the audience and the experts. Remember that if you combine "televoting only" and "only the finalists vote" you will see the results as it was done until 2003.

Type of juries: In 2018 a new calculation was established for the classifications of juries. If you select the linear method you will see the (approximate) results of how they were calculated up to and including 2017.

Here are some of the interesting results that can be obtained from playing with the calculator:

In the first case, we have presented the results as they would have been done in 2003 and previous years, only with televoting and voting for the finalist countries. Italy would have continued to win and France would be second. This year in the televoting Ukraine was the silver medal, but, after discounting the non-finalist countries, it loses this position with Voilà. Norway would be the country that rises the most, while Malta would settle for a 16th place.

EUROVISION 2021 : FINAL

1°		Italy		215	14°		Serbia	+1	32
2°		France		183	15°		Bulgaria	-4	30
3°		Ukraine	+2	176	16°		Malta	-9	29
4°		Finland	+2	151	17°		Portugal	-5	25
5°		Switzerland	-2	108	18°		Albania	+3	24
6°		Iceland	-2	105	19°		Azerbaijan	+1	21
7°		Lithuania	+1	100	20°		Israel	-3	19
8°		Russia	+1	68	21°		San Marino	+1	6
9°		Greece	+1	51	22°		Belgium	-3	3
10°		Sweden	+4	49	23°		U. Kingdom	+3	0
11°		Norway	+7	39	24°		Spain		0
12°		Cyprus	+4	38	25°		Germany		0
13°		Moldova		36	26°		Netherlands	-3	0

VOTING RULES
2016-2021

POINT SYSTEM
EUROVISION

ONLY QUALIFIED
COUNTRIES VOTE

ONLY TELEVOTE

JURIES
-

As for the first semifinal, we have calculated the points if the jurors were linear (in 2018 their calculation as mere averages was complicated by adding exponentials). With this change, the pass to the final would have been very tight, with 3 countries in just 2 points.

EUROVISION 2021 : SEMI-FINAL 1

1°		Malta	324	10°		Norway	-1	112
2°		Ukraine	255	12°		Romania		80
3°		Russia	231	13°		Slovenia		47
4°		Lithuania	204	14°		Australia		27
5°		Israel	199	15°		N. Macedonia		20
6°		Cyprus	173	16°		Ireland		11
7°		Azerbaijan	+1	153				
8°		Sweden	-1	141				
9°		Croatia	+2	114				
10°		Belgium	-1	113				

VOTING RULES
2016-2021

POINT SYSTEM
EUROVISION


















ALL COUNTRIES
VOTE

TELEVOTE
+ JURY

JURIES
LINEAR

No matter how much you play with the results of the second semifinal, the positions within it vary very little. However, under the 2009-2012 standards (average of televoting and jury scores, not ranking) Georgia would have been ranked last with zero points. Denmark, in any case, always far from the classification.

EUROVISION 2021 : SEMI-FINAL 2

1°		Switzerland	164	11°		Denmark	36
2°		Iceland	156	12°		Austria	24
3°		Bulgaria	133	13°		Estonia	19
4°		Finland	+1 122	14°		Poland	17
4°		Portugal	122	15°		Czechia	5
6°		Greece	102	16°		Latvia	+1 3
7°		Moldova	92	17°		Georgia	-1 0
8°		San Marino	+1 63				
9°		Serbia	-1 59				
10°		Albania	43				

VOTING RULES
2009-2012

POINT SYSTEM
EUROVISION

ALL COUNTRIES
VOTE

TELEVOTE
+ JURY

JURIES
EXPONENTIAL

So far our analysis on Spain and the results of the 2021 festival. We are closing this season, but for the next there will be many more new topics to investigate and many others that we will continue to develop. We are not leaving completely either, in summer, as usual, we will publish a serialized special about one of the most characteristic aspects of the festival.